



THORN
LIGHTING

AERIE

A timeless and discreet light glow

TODAY AND TOMORROW'S TECHNOLOGY

TO ENLIVEN URBAN SPACES

Aerie brings a soft glow that appears to float weightlessly in the air, illuminating the urban space clearly yet gently. Its expertly designed, cutting-edge optics and smart controls support safety, wellbeing and a calm atmosphere, while minimising obtrusive light. And with a range of installation options, Aerie is ready to bring a breath of fresh air to countless different urban settings.



Parks,
promenades
& pathways



Urban &
residential
streets



Parking



TIMELESS DESIGN, ADAPTED TO YOUR NEEDS

SLIM SHAPE

Aerie's classic yet contemporary design makes it ideal for installation in many environments. The wide variety of available optical cover shapes and finishes enables it to be adapted to different needs.

ONE PRODUCT, MANY POSSIBILITIES

Whatever the lighting installation, there's an Aerie to fit. A clear bowl for maximum efficacy. A slim design, or a wide alternative to fit in with the surrounding space. Aerie's light source can be supplied with a comfort diffuser to control glare, or without.

AERIE SLIM WITH
COMFORT DIFFUSER



AERIE SLIM WITHOUT
COMFORT DIFFUSER



WIDE SHAPE

Zhaga socket – for installation of sensors on upper and/or lower canopy surface

Mixing chamber – a complete system with integrated optical engine, diffuser and bowl

Integrated motion sensor (available for the wide version only)


Available with or without comfort diffuser

Clear bowl

Diameter 60 or 76 mm

AERIE WIDE WITH COMFORT DIFFUSER

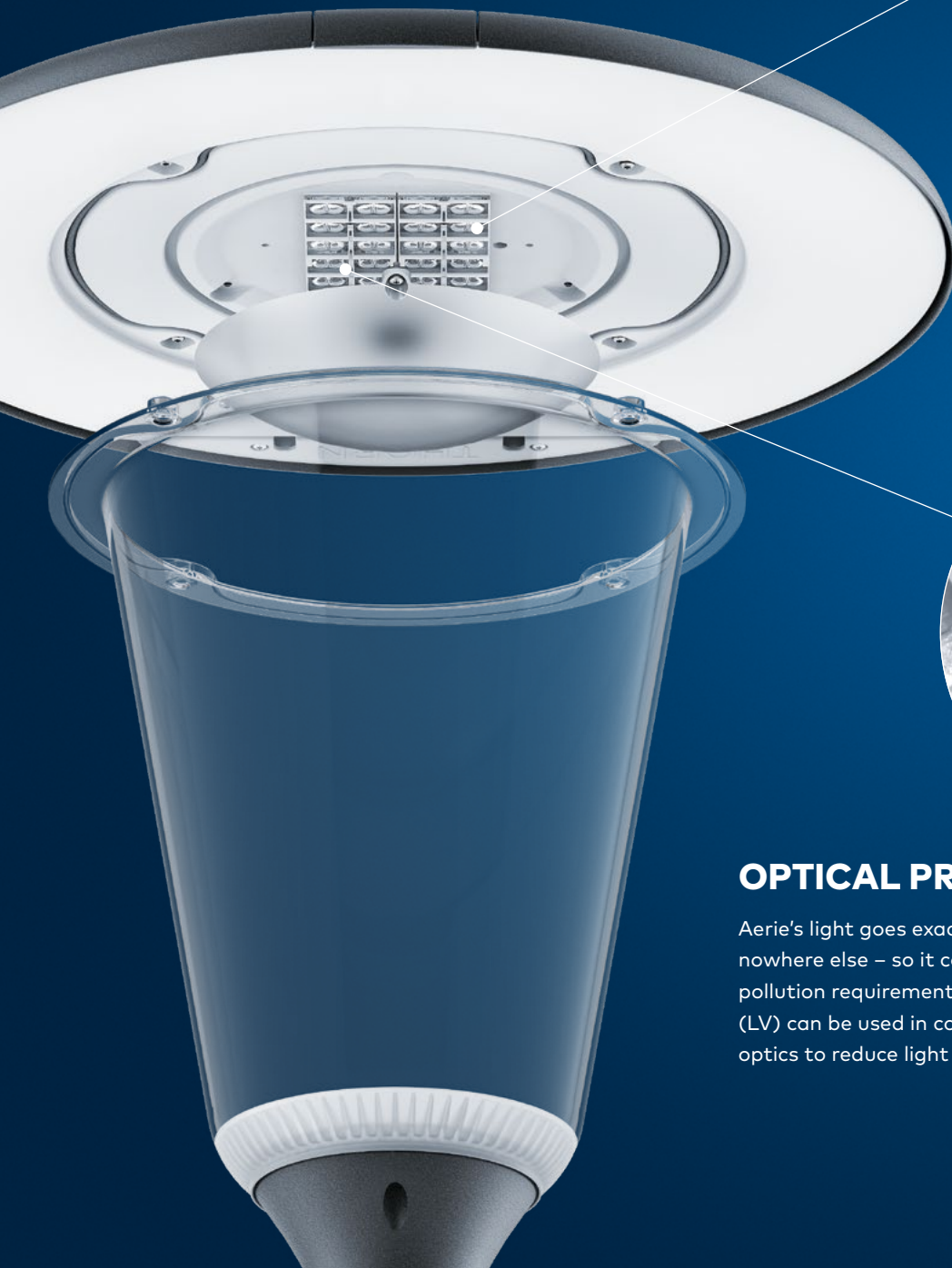
AERIE WIDE WITHOUT COMFORT DIFFUSER



COMFORT. PRECISION. PERFORMANCE.


OPTICAL COMFORT

Aerie's state-of-the-art lighting technique provides great visual comfort at night. Its soft glow is made possible by a special inner mixing chamber that minimises glare.



OPTICAL PRECISION

Aerie's light goes exactly where it is needed – and nowhere else – so it complies with the latest light pollution requirements. An integrated internal louvre (LV) can be used in combination with Thorn's R-PEC optics to reduce light emission to the back by up to 20%.

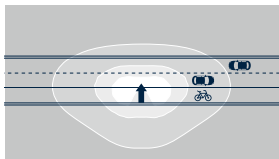


OPTICAL PERFORMANCE

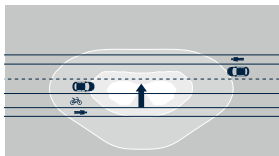
Thorn's high-performance R-PEC and A-PEC optics maximise efficiency, achieving up to 160 lm/W. This means excellent efficacy, with no waste light.

FLEXIBILITY OF OPTICAL DISTRIBUTIONS

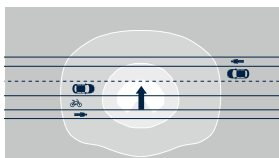
With its careful balance of vertical and horizontal illumination, Aerie ensures that outdoor spaces are comfortably lit. The luminaire can be fitted with a variety of different optics, including R-PEC for asymmetrical street light distribution, or A-PEC for asymmetrical and perfect rotationally symmetric light distribution. In this way, Aerie can fulfil the various lighting requirements of today's urban centres, while allowing designers to achieve a single unified look and feel.



NARROW ROAD (NR)



WIDE STREET COMFORT (WSC)



EXTRA WIDE ROAD (EWR)
with diffuser



ROTATIONAL SYMMETRICAL
(R/S)



When installing Aerie close to residences, an unobtrusive external louvre can easily be added on-site. This limits the direct view into the light source for residents, covering an angle of 130°.

CONNECT AND CONTROL

With control for single luminaires or groups, and even remote access, our flexible lighting management system is ready to control the smallest and largest urban installations.

PROMENADE

URBAN & RESIDENTIAL STREETS

HISTORICAL CITY CENTRE

Our solutions for group and remote controls:



InCity



Wide zone motion detection
via Zhaga down + detector




Wireless communication,
daylight sensor etc.
via Zhaga up



Integrated motion sensor
in the luminaires, controlled
via either Pilot Wire or RF

Aerie brings intelligence to urban spaces through a wide range of control options, including DALI2, multi-layer dimming, power-line control and wireless. It is compatible with all available RF systems, and can be managed using InCity – Thorn's intelligent outdoor lighting system.

Presence detection is also available for smart control of light to reduce energy use and light pollution. Aerie's high-quality integrated motion sensor makes sure light is only emitted when people need it, enabling energy savings while ensuring safety, and contributing to a sense of wellbeing by adapting to the movement of pedestrians, cyclists and drivers. Aerie can also incorporate up to two Zhaga connectors located on and/or underneath its canopy, to bring additional functionality. This makes Aerie completely flexible and futureproof, able to adapt to any Zhaga functions available today or tomorrow.



Our solutions for single luminaire controls:



Integrated motion sensor in the luminaire with Radio Frequency (RF) technology and with Master / Slave possibility




Wide zone motion detection via Zhaga down + detector

INSTALLATION POSSIBILITIES



Aerie offers a number of possible mast configurations, styles, mountings and heights. Installers benefit from:

- Pre-wired for easy installation with just one tool
- 120° fixing screws for perfect adjustment on the pole
- Maintenance access from above, tool-free



DISCOVER

AERIE



WIDE



SLIM

	With or without comfort diffuser	With comfort diffuser	With or without comfort diffuser	With comfort diffuser
	12 LEDs / 18 LEDs / 24 LEDs			
	2700K / 3000K / 4000K			
	Up to 6629 lm (2700K) / Up to 7350 lm (3000K) / Up to 8000 lm (4000K)			
	Up to 135 lm/W (2700K) / Up to 149 lm/W (3000K) / Up to 163 lm/W (4000K)			
CRI	70 / 80			
	IP66			
	-30 to +50°C			
	Up to IK10			
	Base and canopy corrosion resistant die cast aluminium powder-coated			
	UV Resistant			
	100 000 h L98 B10 ≤ 700 mA @ Ta 25°C 100 000 h L95 B10 > 700 mA @ Ta 25°C Up to 100 000 h L90 B10 @ Ta 50°C			
	R-PEC and A-PEC			
	T60 / T76			
	Texturized anthracite close to RAL 7043 and 14 additional colors as standard			
	10 kV			
	DALI2, Bi-Power, Power Line, Constant Light Output, Light Reduction Twin Phases, Zhaga interface, Motion detection, Radio Frequency			

thornlighting.com/AERI

SLIM VERSION
Ø60 & Ø76

WIDE VERSION
Ø 60 & Ø 76

Configure the ideal product solution with myProduct. The myProduct configurator allows you to quickly and easily configure the luminaire to suit your individual needs.



As a globally leading luminaire manufacturer, Thorn Lighting provides a five-year warranty for its complete product range within all European Countries.

thornlighting.com/guarantee

Thorn Lighting is constantly developing and improving its products. All descriptions, illustrations, drawings and specifications in this publication present only general particulars and shall not form part of any contract. The right is reserved to change specifications without prior notification or public announcement. All goods supplied by the company are supplied subject to the company's General Conditions of Sale, a copy of which is available on request. All measurements are in millimetres and weights in kilograms unless otherwise stated.

**WE
MAKE
LIGHT
WORK**