

THORN
LIGHTING



ISARO PRO

Built to last

BUILT TO LAST

This robust and high-performance LED lantern brings comfort and safety to any road or street. Pressure to reduce energy costs and carbon emissions for outdoor lighting is stronger than ever. High-quality LED street lanterns offer a great solution, thanks to clever design, highly efficient light sources, long life and smart controls.



Motorways,
high speed roads,
major roads



Minor roads and
residential roads



Intersections



Parking



DARKSKY ACCREDITATION

'DarkSky' is recognised as the global authority on light pollution and is the leading organisation combating this issue worldwide.

The DarkSky Approved seal is a highly regarded accreditation for manufacturers. The process to achieve this accreditation reviews key features and benefits of a luminaire, its fundamental design and deep dive analysis of photometric data to ensure the product meets strict requirements to limit light pollution.



ISARO PRO



READY TO CONNECT

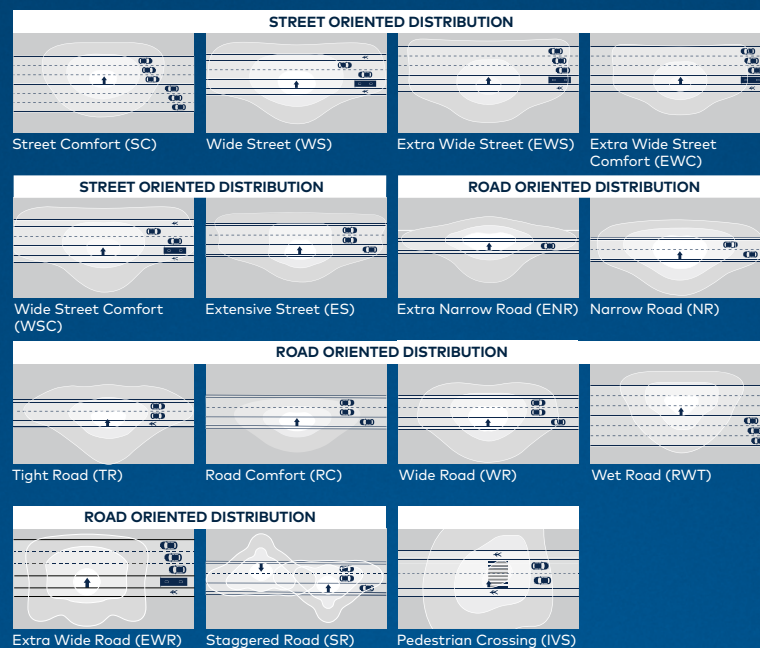
Both sizes can be configured with a NEMA or Zhaga interface, Zhaga-D4i certified.



SMART LIGHTING

Isaro Pro incorporates many control solutions such as UrbaSens, our state-of-the-art intelligent outdoor lighting system: save energy, provide light only when and where it is required and control the whole system from a simple dashboard. Combine it with our expert service team, and you'll get revolutionary lighting without the risk.

BEST IN CLASS ROAD AND STREET OPTICS



CONTRACTOR FRIENDLY

Isaro Pro is designed to make life easy for contractors. With internal components easily accessed from above without the need for tools, maintenance couldn't be simpler. It is available pre-wired and offers an optional automatic disconnect function for safer maintenance.



R-PEC OPTIC

Isaro Pro features the best in class optical performance of the R-PEC optic. R-PEC offers several precision light distributions, achieving wide column spacing, excellent uniformity plus no waste or obtrusive light.



TILTING TECHNOLOGY

Very versatile installation thanks to our tilting technology where using the same spigot you can achieve lateral ($-15^{\circ}/+15^{\circ}$) and top ($0^{\circ}/+20^{\circ}$) mounting with a wide choice of angles, by steps of 5° .



A FUTURE PROOF SOLUTION

Made of top-quality alloy, Isaro Pro is built to withstand all conditions, and to cope with physical impact and vibration. With a lifetime up to 100,000 hours, it guarantees years of reliable performance, ensuring a low-cost of ownership. And with connectivity built in, it's a truly futureproof solution. As well as being robust, this modern lantern is slim, sleek and performs brilliantly. With light output of up to 28,965 lm with 2 sizes, Isaro Pro is powerful

enough to handle roads and streets, residential areas, car parks and walking/cycling paths. Because every application is different, Isaro Pro uses Thorn's unique R-PEC optic to offer unprecedented optical flexibility. A choice of several precise light distributions is available for highly efficient and comfortable light, exactly where it is needed, whether lighting a residential street, a busy road or a pedestrian crossing.



APPLICATION AREAS



ROADS



CAR PARKS



RESIDENTIAL AREAS



WALKING/CYCLING PATHS




IP66

IK09



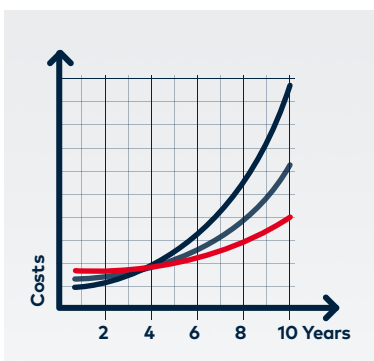
BUILT TO LAST

Isaro Pro is built to withstand almost everything that nature and the outdoor environment can throw at it. With an IP66 rating for ingress protection and IK09 for impact, the luminaire also has strong corrosion resistance and vibration resistance. There are few applications Isaro Pro can't handle.



CORROSION RESISTANT

Thanks to the best in class alloy and the specific fixing system treatment, Isaro Pro has strong corrosion resistance and easily reaches Category 5 (C5 – very high corrosivity) according to ISO 9223 – Corrosion of metal and alloys.



GREAT ROI POTENTIAL

Isaro Pro's long life (up to 100,000 h) and efficacy of up to 194 lm/W in addition to a wide choice of controls (radio frequency, daylight sensor and others) mean that overall cost of ownership is low, ensuring a quick ROI (Return of Investment) but also allowing operators to make significant long-term savings. The ability to easily add or replace internal components including the driver, LEDs and controls, means the luminaire is truly futureproof.

- Existing 70 W SON HID
- ISARO PRO 12LED WS
- ISARO PRO 12LED WS + Light management

ISARO PRO CONFIGURATION GUIDE

thornlighting.com/ISRP

IP	12L	70	740	NR	CLO	BP2350	HFX	SP	CL1	N7	T60F	W6	R9006
Range	LED	mA	CCT/CRI	Optic	CLO	Diming	DALI	Fuse	Safety	Controls	Spigot	Wiring	Colour
													optional RALxxx Different RAL possibility
													optional XX m Several wire lengths from 3 to 16 m and different cable types
													optional L42E Pre-fitted 42 mm spigot lateral 0° L60E Pre-fitted 60 mm spigot lateral 0° T60F Pre-fitted 60 mm spigot post top +5° T76F Pre-fitted 76 mm spigot post top +5° M42 42 mm spigot non-fitted for freedom of position M60 60 mm spigot non-fitted for freedom of position M76 76 mm spigot non-fitted for freedom of position
													optional N3 Integral NEMA photocell socket – 3 pin N7 Integral NEMA photocell socket – 7 pin ZU/ZD/ZUD Zhaga Socket Up, Down, Up & Down PM Integral Mini photocell
													CL1 Class I electrical (earthed) CL2 Class II electrical (double insulated)
													optional SP 10 kV multi pulse surge protection
													optional HFX DALI Dimmable
													optional BPL Bi Power Power Line LRT Light Reduction Twin Phases BSxyzz Bi-Power switchable with different dimming profiles BPxyzz Bi-Power with different dimming profiles
													optional CLO Constant Light Output
													R-PEC All R-PEC optics available
													722 CRI 70 – 2200 K 727 CRI 70 – 2700 K 730 CRI 70 – 3000 K 740 CRI 70 – 4000 K 757 CRI 70 – 5700 K 830 CRI 80 – 3000 K 840 CRI 80 – 4000 K
													ALO Adjustable lumen output 35 350 mA to 1050 mA to 105
													12L From 12 LEDs to 72L to 72 LEDs
IP	Isaro Pro												



*DarkSky Approved fixture seal of approval relates to ≤ 3000 K only, clear enclosures, $\pm 10^\circ$ maximum tilt only. Luminaires must be mounted as photometered.

10 kV as standard
Up to 28,965 lm
Up to 194 lm/W
Up to 100,000 h L98 B10 ≤ 700 mA @ Ta 25 °C
Up to 100,000 h L95 B10 > 700 mA @ Ta 25 °C

IK09 IP66 -40°C^* 50°C^*

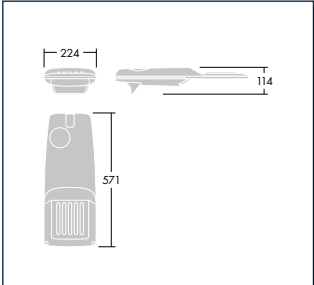
*Availability of extreme high and low operating temperatures varies by lumen output

Accessories
IK10 accessory
Back, front and side louvres

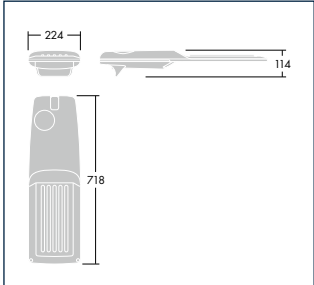
Material
Full die cast aluminium and flat glass

Standards
CCC CE UK CA ENE
ZD EPD®

Configure the ideal product solution with myProduct. The myProduct configurator allows you to easily configure a luminaire according to your needs. Try it now at www.thornlighting.com/myproduct



ISARO PRO S



ISARO PRO M



As a globally leading luminaire manufacturer, Thorn Lighting provides a five-year warranty for its complete product range within all European Countries. thornlighting.com/guarantee

Thorn Lighting is constantly developing and improving its products. All descriptions, illustrations, drawings and specifications in this publication present only general particulars and shall not form part of any contract. The right is reserved to change specifications without prior notification or public announcement. All goods supplied by the company are supplied subject to the company's General Conditions of Sale, a copy of which is available on request. All measurements are in millimetres and weights in kilograms unless otherwise stated. 07/2025 (INT)

WE
MAKE
LIGHT
WORK